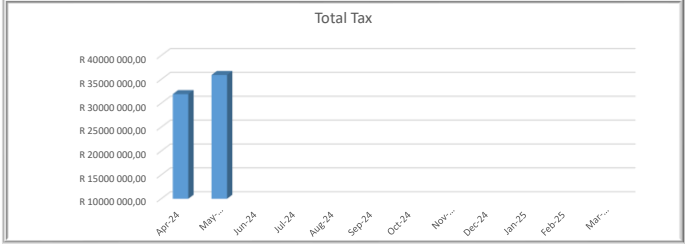



Casino Statistics - 2023/24 Financial period



	Licensed	Operational
Total number of Tables	182	158
Total number of Gaming Machines	4700	3837

Month	GAMING MACHINES				TABLES				Total Taxes	Tax Cum Totals
	Monthly Totals		Running Totals		Monthly Totals		Running Totals			
	Handle	GGR	Handle	GGR	Drop	GGR	DROP	GGR		
Apr-24	R 4 718 549 407,25	R 214 515 515,91	R 852 475 318 630,53	R 147 400 663 895,38	R 294 216 597,00	R 54 475 262,00	R 58 157 079 610,14	R 13 808 650 003,83	R 31 915 585,45	R 6 625 893 578,98
May-24	R 5 359 141 649,89	R 241 895 838,61	R 857 834 460 280,42	R 147 642 559 733,99	R 314 844 001,00	R 56 820 160,50	R 58 471 923 611,14	R 13 865 470 164,33	R 35 916 683,63	R 6 661 810 262,61
Jun-24										
Jul-24										
Aug-24										
Sep-24										
Oct-24										
Nov-24										
Dec-24										
Jan-25										
Feb-25										
Mar-25										
	10 077 691 057,14	456 411 354,52			609 060 598,00	111 295 422,50			67 832 269,08	



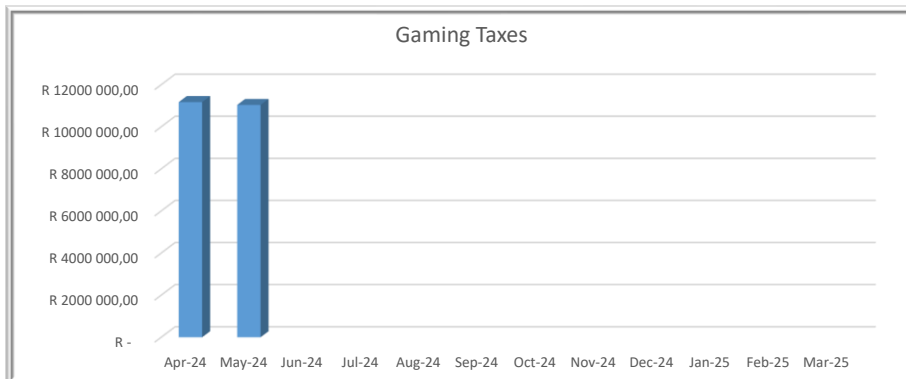

Limited Payout Machines (LPMs) Statistics - 2023/24 Financial period



	Licensed	Operational
Total number of Machines	4500	3311

Total number of Active Sites	532
------------------------------	-----

Month	Running Totals		Handle	GGR	Taxes	Tax Cum Totals
	Handle	GGR				
Apr-24	R 888 135 855,52	R 68 757 176,68	R 62 557 500 572,71	R 4 255 131 085,74	R 11 172 497,10	R 1 245 913 480,44
May-24	R 946 219 542,52	R 73 577 357,35	R 63 503 720 115,23	R 4 328 708 443,09	R 11 036 603,60	R 1 256 950 084,04
Jun-24						
Jul-24						
Aug-24						
Sep-24						
Oct-24						
Nov-24						
Dec-24						
Jan-25						
Feb-25						
Mar-25						
R	1 834 355 398,04	R 142 334 534,03			R 22 209 100,70	



Bingo Statistics - 2023/24 Financial period



	Licensed (all game types)	Operational (Only EBTs)
Gaming Positions	7829	2015

Month	Sales	GGR	Running Totals		Taxes	Tax Cum Totals
			Sales	GGR		
Apr-24	R 530 287 032,69	R 28 630 686,83	R 23 694 386 528,06	R 1 208 190 765,36	R 858 920,60	R 36 822 267,41
May-24	R 565 744 810,44	R 30 302 816,60	R 24 260 131 338,50	R 1 238 493 581,96	R 909 084,50	R 37 731 351,91
Jun-24						
Jul-24						
Aug-24						
Sep-24						
Oct-24						
Nov-24						
Dec-24						
Jan-25						
Feb-25						
Mar-25						
	1 096 031 843,13	58 933 503,43			1 768 005,10	

